

PH10mm SMD 3in1 Indoor Full Color LED Display Screen

Model	LINSN-P10-IF-960X960
--------------	-----------------------------


1.LED

Diagram	Model	Color	Intensity	View Angle	Wavelength	Test Cond.
	SMD 3528		300mcd	140/140	622nm	25°C,20mA
			600mcd	140/140	522nm	25°C,12mA
			140mcd	140/140	470nm	25°C,12mA

The Indoor LEDs we choose have the high reliability and contrast,wide view angle and good consistency which meet the need of high refresh rate,high gray scale and keep natural color at one time with best color uniformity.


 Other	 Unit LED	<p>1. High contrast Matte encapsulation with non-mirror reflection</p>
		<p>2. Good cost-performance Qualified material, copper substrate, and gold wire</p>
		<p>3. Good consistency Strict binning, no color difference and pitting</p>
 Other	 Unit LED	<p>4. High reliability Moistureproof design and low failure rate</p>
		<p>5. Long lifespan Good thermal dissipation, low luminous degradation and power consumption</p>

2.LED Module



To achieve the best visual performance of our indoor and outdoor led display,we use the best Driving IC,such as MBI5124,MY9868 with high refresh rate,high grey level with latest technology.


De-Ghosting(Lower Ghosting)



Unit LED

Common


Color Uniformity



Unit LED

Common

Grey Level



Unit LED

Common

Refresh Rate



Unit LED

Common


Resolution	32(H)×16(V)
Pitch	10mm
Density	10000 pixels/m ²
LED Arrangement	SMD3528
Driver Mode	Dynamic 1/4 Duty constant current
Size	320mm×160mm
Mask	Pure Black mask-high contrast screen

3.LED Cabinet

Indoor LED Cabinet Type -1



Indoor LED Cabinet Type -2



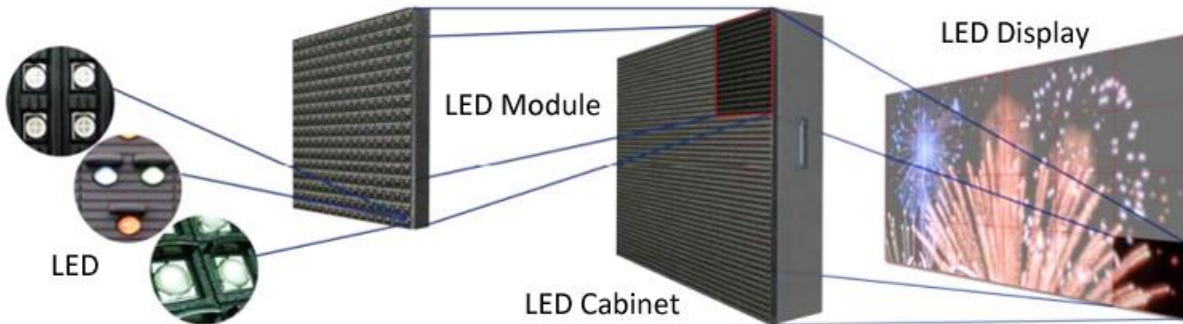
LED Cabinet Connection



Resolution	96(H)×96(V)
Size	960mm× 960mm
LED Modules	3x6=18 pcs
Weight	About 40 kg

4.Electricity Parameter	
Optical Ratings	
Brightness	≥1000cd/m ²
View Angle	140 degree (horizontal) 140degree(vertical)
View Distance	10m-100m
Gray Scale	14bits input, correction with 16bits
Display Color	16.7M
Brightness Adjustment	0-100 levels
Power Supply	
Operation Power	AC100-240V 50-60HZ Switch-able
Maxim Power Consumption	600 W/m ²
Average Power Consumption	200 W/m ²
Control System	
Correction Scale Level	16bits
Frame Update Frequency	60-75Hz
Screen Refresh Frequency	960-2000Hz
Gamma Correction	-5.0—5.0
Support Input	Composite Video, S-Video, DVI, HDMI., SDI, HD_SDI
Control Distance	Ethernet cable 100m, optical fiber 5km
Support VGA Mode	800×600,1024×768,1280×1024,1600×1200
Color Temperature	5000-9300 adjustable
Brightness Correction	dot by dot, module by module, cabinet by cabinet
Reliability	
Operating Temp.	-20-60 Celsius degree
Operating Humidity	10-95% RH
Operating Life	100,000 hours
MTBF	5000 hours
Continuous Working Time	≥48 hours
Protection Level	IP54
Out of Control Pixel Rate	0.01%

◆ **Solution**

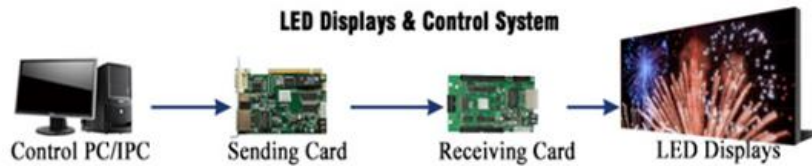


LED Displays System

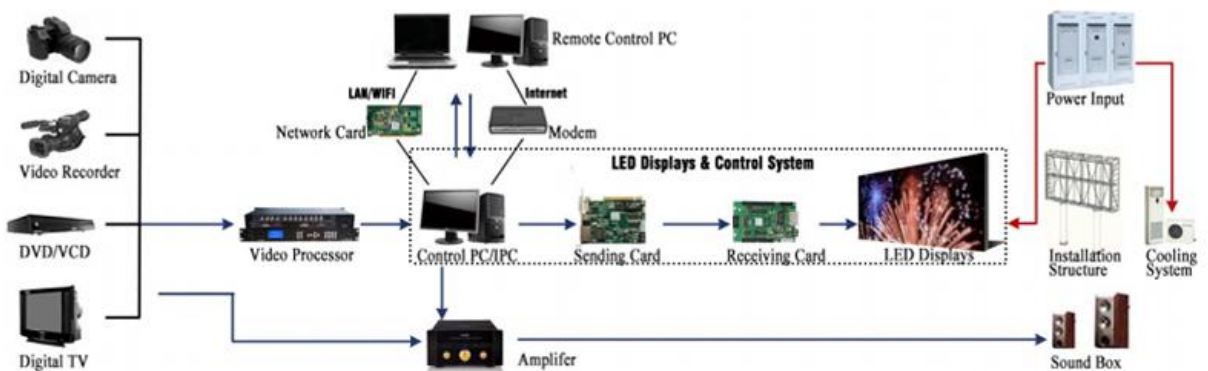
1. LED Display Body
2. Control system
3. Power Input
4. Installation Structure

For additional functions, there are relative equipments, as follows:

1. Amplifier/sound
2. Exterior Video Signal Source
3. Cooling System



LED Displays System Diagram



5. Packaging



Packing Way	Four unit boxes packed into one
Packing box size (mm)	1050 * 1150 * 600
Packing box size (CBM)	≈0.75 CBM/box
Packing gross weight(kg)	≈170 kg/box

Spare Parts List :

Item			Quantity	Remarks
1	1	Sending card	0	Control system backup
	2	Receiving Card & Hub Card	1	
2	3	LEDs	40	Key components of the LED Display body backup
	4	LED Module	2	
	5	Driving IC	10	
	6	Module Mask	2	
	7	Screws of Module Mask	20	
	8	Screws for LED Module	20	
	9	LED Power Supply(PSU)	2	
	10	Cooling Fan(pcs)	2	
	11	Main Power Cable(5m Long Each)	1	
	12	Main Signal Ether RJ45Cable(20m Long)	1	
	11	PowerCon of LED Cabinet(pcs)	2	
12	Power Cable of Module(pcs)	12		
13	EtherCon of LED Cabinet(pcs)	2		
14	Flat Data Cable(16-pin) of Module(pcs)	12		
3	16	User manual of the LED display(English version)(set)	1	User manual for the LED display's convenient using, installation , maintenance
	17	User manual of the control system(English version)(set)	1	
	18	User manual of the installation(English version)(set)	1	